

Enervent Alta

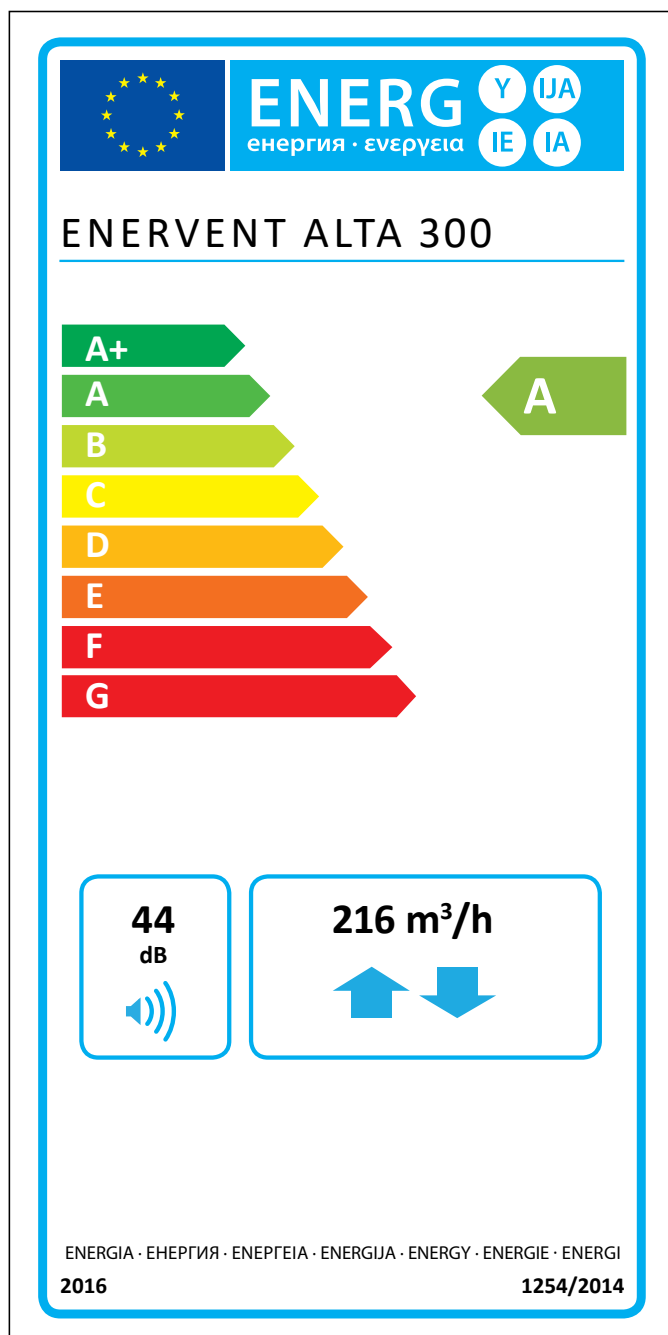
COMPREHENSIVE TECHNICAL DETAILS



enervent

Enervent Alta

Alta 300 is a ventilation unit for residential and other smaller spaces. The Alta 300 is specially designed for spaces where there is no dedicated location for the unit. The unit can easily be placed eg in a folded ceiling or in a wardrobe, while it can be connected to the cooker hood in the kitchen. The unit's simple but ingenious structure and low pressure drop ensure a cheap and safe operation.



Technical details

General information

Reference flow rate according to EcoDesign directive (50 Pa)	216 m ³ /h
Air volume flow	50 – 313 m ³ /h
Pressure difference	15 – 125 Pa
Leakage	external < 5 % (test pressure 300 Pa) internal < 5 %
Duct size	Ø 160 mm
Weight	40 kg
Standard filters, 2 x cassette filter	F7/M5
Filter dimensions (W x H x D)	293 x 225 x 28 mm
IP class	IP44 (external control IP20)
Condense connection	¼" internal thread
Nominal voltage	230 V
Nominal current	Motors 2,4 A total Electrical heater 3,5 A

Fans

Supply and exhaust air fan type	Ebm-Papst
Supply and exhaust air motor type	G3G146-ED19-10
Nominal voltage	230 V (AC), EC-type with internal electronics
Type of fan blade	Radial forward
Nominal power	118 W
Acoustical data	65 dB(A) DIN 45635-1 ISO 3745
Fan control eWind control	4 situations (away, home, boost, timer controlled boost). In each situation both fans can be fine adjusted separately.

Heat exchanger

Heat exchanger type	Rotating heat exchanger
Material	Aluminium
Heat exchanger surface	28 m ²
Heat exchanger dimensions	240 x 200 mm (60 µ)
Heat exchanger motor	5 W
Heat exchanger efficiency	75 – 85 % p.a.

Other information

Material inside cover	Steel sheet, zinc coated
Material outside cover	Steel sheet, zinc coated
Standard electric after heater efficiency	800 W
Standard electric pre heater efficiency (Arcti models)	800 W

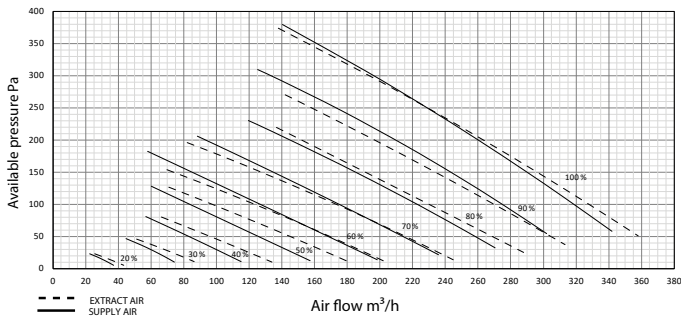
Sound levels	L _w (dB)	L _{PA} (10 m ²)
Room		
32 l/s	35,4	31,4
50 l/s	40,6	36,6
71 l/s	45,4	41,4
91 l/s	49,2	45,2

The information on the energy label for this product has been defined with local demand control. Local demand control means that the ventilation unit continuously regulates the fan speed(s) and flow rates based on more than one sensor. Please remember to connect all local sensors (some sold as extra equipment) in order to achieve the declared energy class.



Characteristics

Alta supply and extract air characteristics with F7/M5 filters

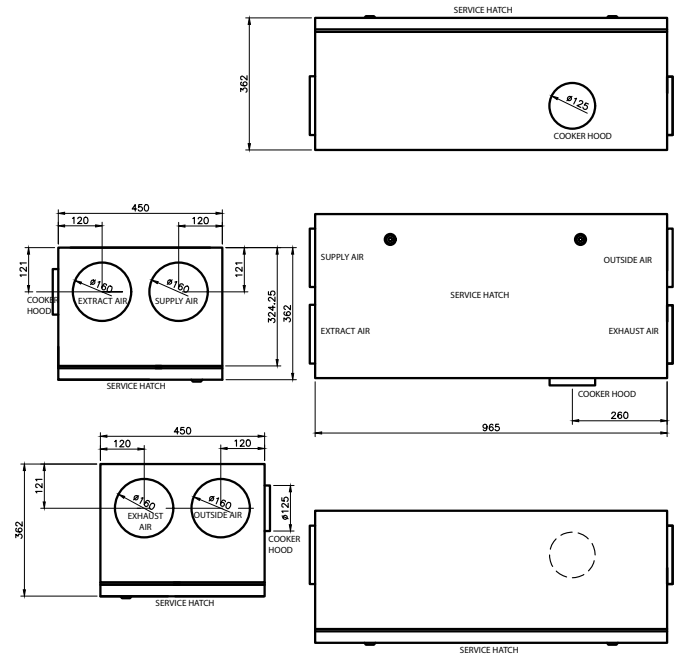


Installation

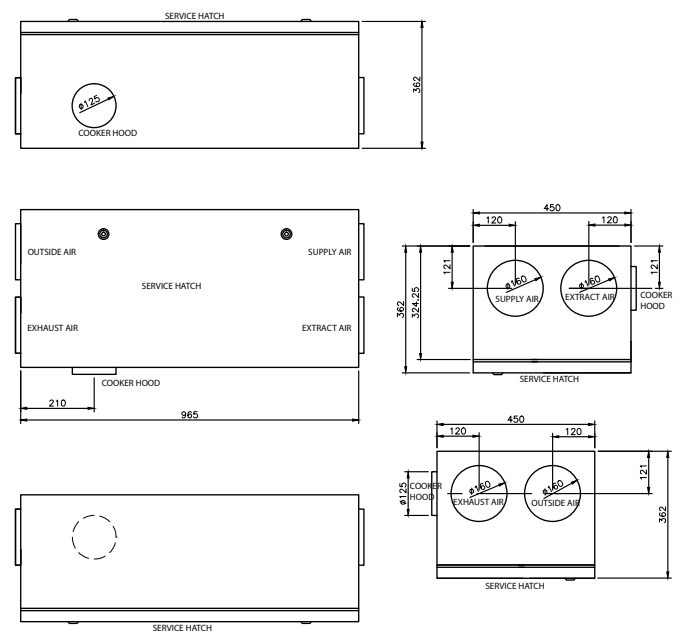
Alta can be installed hanging from the roof with the service hatch downwards. It can also be installed lying on a surface with the service hatch upwards or to the side. All the cabling is brought out of the unit at the factory as standard.

Dimension drawings

Right handed unit



Left handed unit



Enervent Oy
Kipinätie 1, FI-06150 PORVOO
Tel +358 207 528 800
enervent@enervent.com
www.enervent.com

enervent