

Enervent Pinion

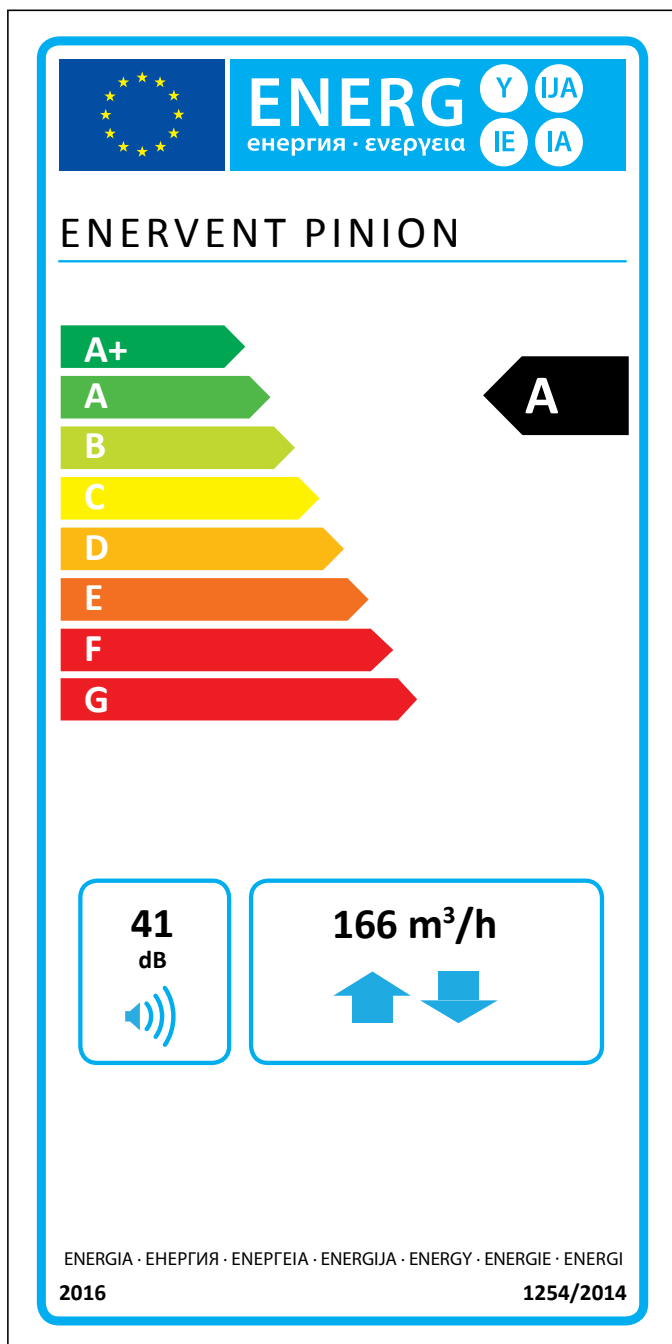
COMPREHENSIVE TECHNICAL DETAILS



enervent

Enervent Pinion

The Enervent Pinion unit is a very silent small unit best suited for apartments and other small spaces. The unit offers multiple installation options; it can be used as a stand-alone unit or it can be installed jointly with a cooker hood. The unit and the cooker hood can either be physically connected or they can be in different spaces and connected by a duct. The cooker hood can either be Enervent's own H1 hood or another suitable model. The Pinion unit can be connected to many different external controls and it makes a cost effective choice for big projects in i.e. apartment buildings.



Technical details

General information

Reference flow rate according to EcoDesign directive (50 Pa)	186 m ³ /h
Air volume flow	50...241 m ³ /h
Pressure difference	24 to 158 Pa
Leakage	external < 5% (test pressure 300Pa) internal < 5%
Duct size	Ø 125 mm
Weight	53 kg
Standard filters, 2 x panel filter	F7/M5
Filter dimensions (WxHxD)	432 x 273 x 25 mm (F7) 280 x 124 x 46 mm (F5)
IP class	IP44 (external control IP20)
Condense connection	¼" internal thread
Nominal voltage	230 V
Nominal current	Motors 1,8 A total Electrical after heating 1.7 A

Fans

Supply and exhaust air fan type	Ebm-Papst
Supply and exhaust air motor type	G3G146-ED19-11 (right handed unit) G3G146-ED19-10 (left handed unit)
Nominal voltage	230 V (AC), EC-type with internal electronics
Type of fan blade	Radial forward
Nominal power	118 W
Acoustical data	65 dB(A) DIN 45635-1 ISO 3745
Fan control ECC/ESC control	4 step (parallel running, possibility to drive supply -20% lower to +10% higher than exhaust). Each step can be adjusted within 20% scale.

Heat exchanger

Heat exchanger type	Rotating heat exchanger
Material	Aluminium
Heat exchanger surface	23 m ²
Heat exchanger dimensions	240 x 200 (60 µ)
Heat exchanger motor	5 W
Heat exchanger efficiency	75 – 85 % p.a.

Other information

Material inside cover	Steel sheet, zinc coated
Material outside cover	Steel sheet, zinc coated, powder painted
Standard electric after heater efficiency	800 W
Standard electrical pre-heater (Arctic models)	800 W

Sound levels

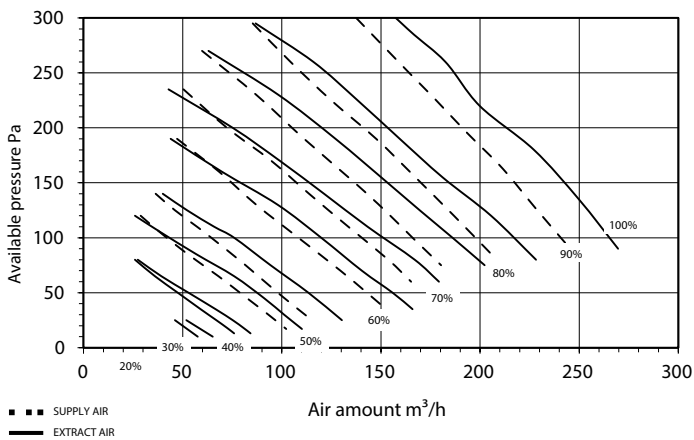
	L _w	L _{wA}
Supply air duct	74,6 dB	64,7 dB(A)
Outside air duct	63,1 dB	54,7 dB(A)
Extract air duct	62,5 dB	50,9 dB(A)
Exhaust air duct	62,5 dB	52,0 dB(A)
Through casing	52,8 dB	41,2 dB(A)
-> 10 m ² absorption L _{pA}	37,2 dB(A)	

The information on the energy label for this product has been defined with local demand control. Local demand control means that the ventilation unit continuously regulates the fan speed(s) and flow rates based on more than one sensor. Please remember to connect all local sensors (some sold as extra equipment) in order to achieve the declared energy class.



Characteristics

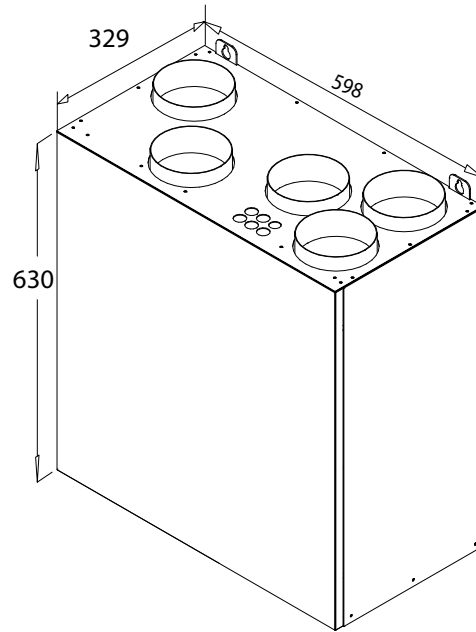
Pinion supply and extract air characteristic curves with F7/M5 filters



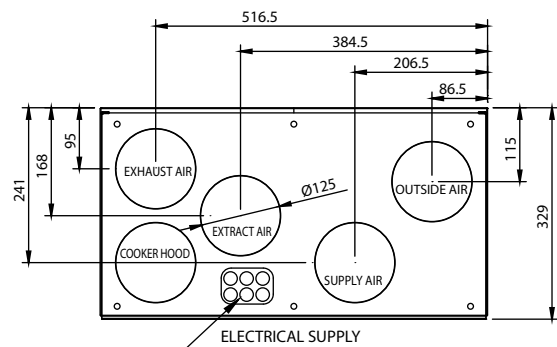
Installation

Mounting	Wall	X	Ceiling	X
Frame alternatives	Right	X	Left	X

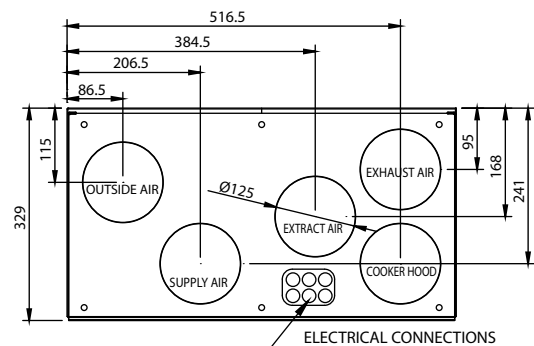
Dimension drawings



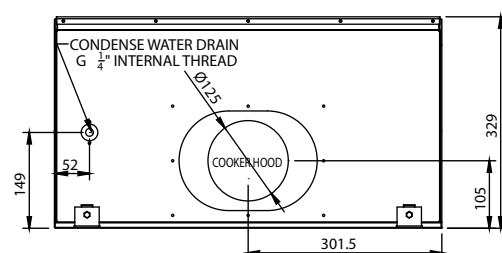
RIGHT



LEFT



BOTTOM



Enervent Oy
Kipinätie 1, FI-06150 PORVOO
Tel +358 207 528 800
enervent@enervent.com
www.enervent.com

enervent